



21.1 Release Notes

For Program Management Enhancements

Version: April 12, 2021 - Final Version

Table of Contents

- Table of Contents** **i**
- Welcome** **1**
- Program Management Enhancements** **2**
 - New Icon to Indicate Completed Status for Projects** **2**
 - Ability to Sort Links Within Workflow Tasks** **3**

Welcome

The purpose of the **Product Release Notes** is to prepare administrators for the upcoming 21.1 release. The main goal of this document is to provide an overview of key features that are planned and committed for delivery.

Important: Please see the General release notes document for information about features that affect all modules, as well as some features that are intended for multiple modules.

Feature Icon Key

Features may be added after publication of the Release Preview document. Additionally, in some cases, a feature may be included with a specific Product group for the Release Preview, but moved to another Product group for the full Product Release Notes. If there is a noteworthy change to a feature, the release note will be marked with one of the following icons:

New!	Indicates that the feature release note was added since the initial version of the release notes was published with the push to the test environment.
Updated!	Indicates that the feature release note has had a major update since the initial version of the release notes was published with the push to the test environment.
Moved!	Indicates that the feature release note has been moved to a different document since the initial version of the release notes was published with the push to the test environment.

Program Management Enhancements



New Icon to Indicate *Completed* Status for Projects

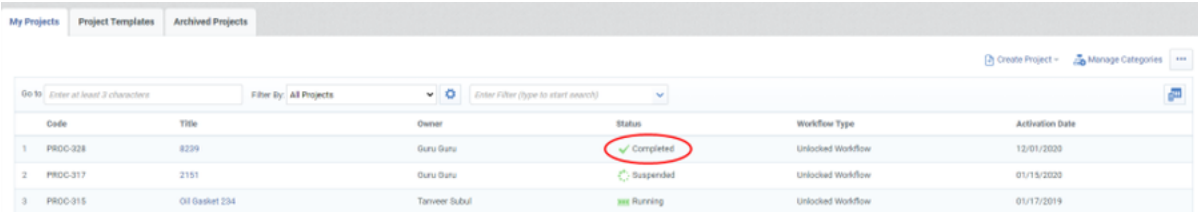
Before 21.1, an hourglass icon was used to indicate *Completed* status for projects. This icon is inconsistent with the checkmark icon that is used to indicate *Completed* status in other JAGGAER modules. In 21.1, we have continued to build consistency across the platform by replacing the hourglass icon with the checkmark icon to indicate *Completed* status for projects.

Customer Impact

- Related Solutions: Program Management
- Feature Activation: This feature is **ON** by default.
- New User Rights related to this feature: None
- New Notifications related to this feature: None

User Impact

- The hourglass icon  that previously indicated *Completed* status for projects has been replaced with a checkmark icon .



Code	Title	Owner	Status	Workflow Type	Activation Date	
1	PRDC-228	8239	Guru Guru	Completed	Unlocked Workflow	12/01/2020
2	PRDC-317	2151	Duru Duru	Suspended	Unlocked Workflow	01/15/2020
3	PRDC-315	Oil Gasket 234	Tarveer Subul	Running	Unlocked Workflow	01/17/2019

Administrator Impact

This feature does not impact administrators.

Third-Party Integration Impact

This feature does not impact integration.

Supplier Impact

This feature does not impact suppliers.


Ability to Sort Links Within Workflow Tasks

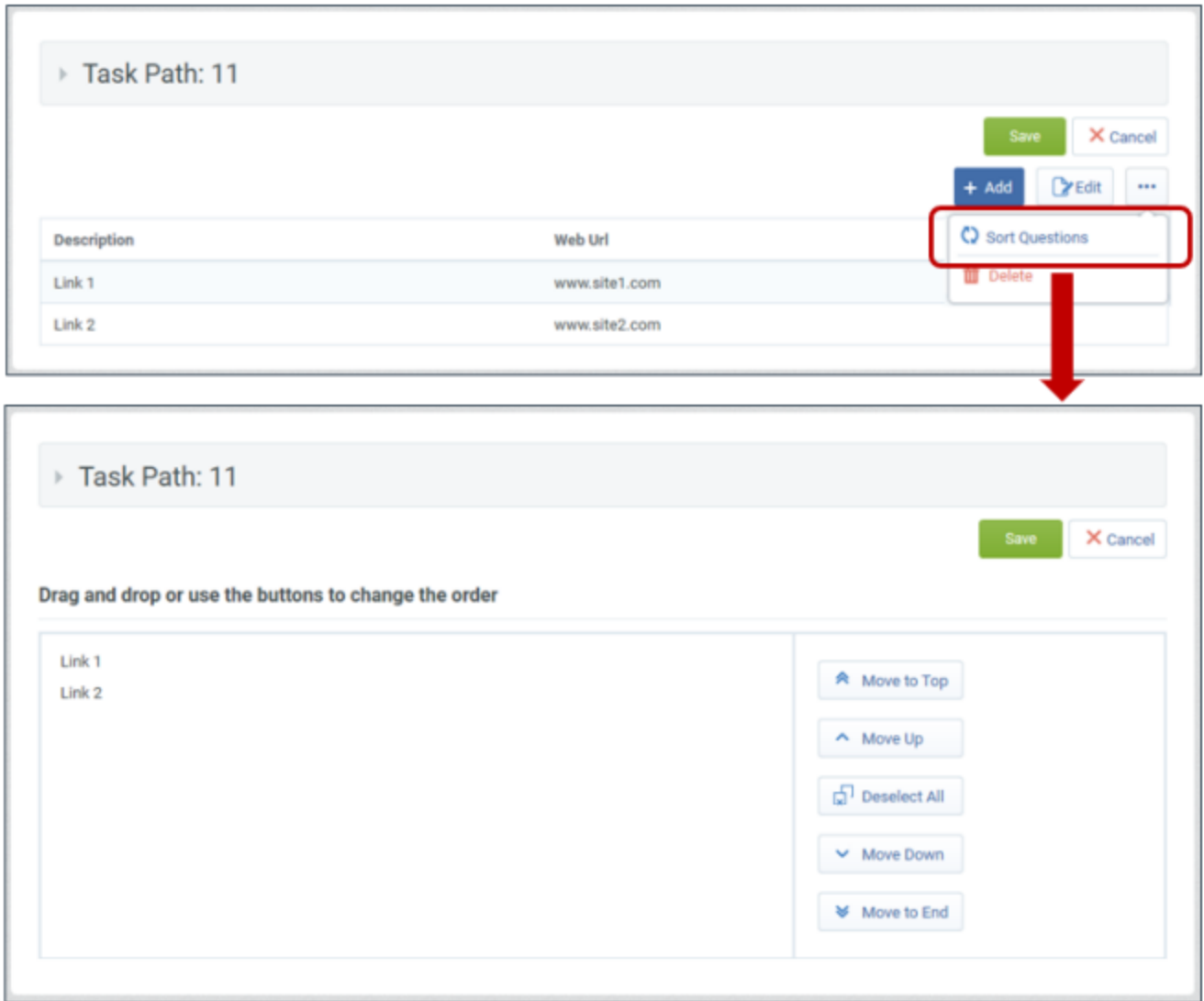
External Links that are associated with project or template tasks are listed by default in the order in which they were added to the task. Previously, it was not possible to rearrange the order of the links in this list. In 21.1, standard JAGGAER sort functionality has become available for the list of **External Links** in project or template tasks.

Customer Impact

- Related Solutions: Program Management
- Feature Activation: This feature is **ON** by default.
- New User Rights related to this feature: None
- New Notifications related to this feature: None

User Impact

- Users can rearrange the list order of the **External Links** in project tasks:
 1. Navigate to **Project > Workflow** within a project.
 2. Click a task **Name** link to access the **Task Details** page.
 3. Scroll to the **External Links** section at the bottom of the **Task Details** page.
 4. Click **Edit**.
 5. Expand the **More**  drop-down menu and select **Sort**.
 6. Drag and drop the links to rearrange their order, or select a link(s) and click the **Move** buttons to reorder the list.



- In projects, list sort is available to all users with the ability to edit the task. Users must have the existing **Projects Workflow Admin** user right.

Note: Tasks can be edited when the task status is *Not Started* and the project status is *Not Started* or *Suspended*.

- In templates, list sort is available to all users with the user right to **Manage Templates** for projects.

Administrator Impact

This feature does not impact administrators.

Third-Party Integration Impact

This feature does not impact integration.

Supplier Impact

This feature does not impact suppliers.