

RELEASE NOTES JUNE 2020

GENERAL

API TABLE DESIGNER FILTER OPTION

Description: It is now possible to set a filter for the table designer API. With this extension, you can limit which data you want.

SPANISH (UNIVERSAL) LANGUAGE OPTION

Description: JAGGAER Direct is now available in Spanish Universal.



SCM

STANDARD FILTERS FOR ORDER LISTS

How to get there: Navigate to SCM > Purchase orders > open Order list
Description: The following standard filters are now available for viewing order lists: New Filter, Fast view, Not confirmed, Not complete confirmed, and All.

VMI AND INVOICE NOTIFICATIONS SENT TO ALL RESPONSIBLE PEOPLE


Description: Previously, VMI and invoice notifications were only sent to the first responsible person. With this release, notifications can be sent to all responsible people.


ORDER CHANGE LIST ENTRIES REFRESHED AFTER REASSIGNMENT


How to get there: Navigate to Orders Pure > open Order Change List
Description: Entries appearing on the order change list are now automatically refreshed after being assigned to another user.

NOTIFICATOR CONDITION ADDED TO CHECK FOR POSITION COMMODITY

Description: Notification triggers can now be set based on whether a position has a specific category.

 These changes will be automatically transferred to your system.

 These functions can be activated by customer configuration.

 These functions can be activated by your PM via change request.

CALCULATION OF ORDER HEAD STATUS OPTIMIZED

Description: Calculation of the status of orders has been optimized.

RELATED PARTS FIELDS UPDATED

How to get there: Navigate to Dashboard > Tool Management

Description: The Target Output and Current Output fields have been removed from the Tool Management Related Parts tab and other areas, as these fields were not in use.

MANDATORY DANGEROUS GOODS FIELDS ON DELIVERY NOTES UPDATED

How to get there: Navigate to SCM > ASN > open Delivery Notes

Description: Previously, mandatory dangerous goods fields on delivery notes were not checked to confirm they were completed. As of this release, these fields are now checked to enforce their completion.

TEMPERATURE/WEIGHT UNITS ADDED TO DANGEROUS GOODS FIELDS ON DELIVERY NOTES

How to get there: Navigate to SCM > ASN > open Delivery Notes

Description: Dropdown fields for selecting temperature and weight units have been added to the dangerous goods fields on delivery notes.



SRM / RATINGS

LINKS TAB COLUMNS UPDATED

How to get there: Navigate to Dashboard > Documents Pure > open documents list > Links tab

Description: The columns on the Links tab under Documents Pure have been updated. Previously, the link types were indicated with icons. With this release, these icons have been removed, and the new Type column lists the types in text.

LINK ACTIONS TO DOCUMENTS IN DOCUMENTS PURE


How to get there: Navigate to Dashboard > Documents Pure, then open or add a new document


Description: From Documents Pure, users can now create actions and link actions to documents. Additionally, users can now link documents to actions from the Actions module.


SUPPLIERS PER CATEGORY BOX FILTERS UPDATED

How to get there: Navigate to SRM > Supplier Data Pure

Description: Users can now filter the Suppliers Per Category box by bidder list purchasing organization.

 These changes will be automatically transferred to your system.

 These functions can be activated by customer configuration.

 These functions can be activated by your PM via change request.

STATUS CHANGED NOTIFICATOR SENT WHEN ACTIONS SET TO DONE

Description: The "StatusChanged" notificator is now also sent out when an action is marked as "done" by clicking the check icon on the Actions Overview page.

DIRECT MANAGER OF REQUESTOR CAN NOW BE ADDED TO MDM WORKFLOW

Description: It is now possible to add the direct manager of each user as a step in MDM approval workflow.

"CRM" REFERENCES CHANGED TO "SRM" IN SUPPLIERS TOOLBOX

Description: The Suppliers Dashboard Toolbox references to "CRM" have been updated to say "SRM."

DASHES REMOVED FROM API URLS

Description: URLs created for the DUNS API call include the DUNS number. Previously, this included the dashes appearing in the number. With this release, these URLs are now created without the dashes.

NEW RESPONSIBILITIES BOX

How to get there: Navigate to Dashboard > Categories

Description: The new Responsibilities box has been added to the Category dashboard. It displays all defined lead and local buyers for the category.

CATEGORY CLASSIFICATION ACCESS

How to get there: Navigate to Dashboard > Categories

Description: The Category Classification page can now be reached through the toolbar on the Category dashboard. Click the ... dropdown menu and select Category Classification.

ADDITIONAL FILTER CRITERIA ON CPO OVERVIEW


How to get there: Navigate to Dashboard > Categories > CPO Overview


Description: The following additional filter criteria have been added to the CPO Overview: Cluster, Purchasing Organization, and Responsible Purchaser. These are accessed through the Categories dashboard.


COPY ANALYSIS TAB CONTENT WHEN CREATING NEW STRATEGY

How to get there: Navigate to Dashboard > Categories > Category Dashboard > Strategy Overview

Description: When a user creates a new strategy, they can now copy the content of the analysis tab of another strategy. This is done by choose an existing strategy as a template when creating a new strategy.

 These changes will be automatically transferred to your system.

 These functions can be activated by customer configuration.

 These functions can be activated by your PM via change request.

NEW RATINGS BOX

How to get there: Navigate to Dashboard > Categories
Description: The new Ratings box has been added to the Category dashboard. It displays all ratings (last cycle) from the defined suppliers of the category.

NEW DOCUMENTS BOX

How to get there: Navigate to Dashboard > Categories
Description: The new Documents box has been added to the Category dashboard. It displays all uploaded files uploaded in the box. Uploading and deleting of files is done through a pop-out link.

ADDITIONAL SETTINGS FOR STRATEGIES BOX

How to get there: Navigate to Dashboard > Categories
Description: The following additional settings have been added to the Strategies box on the Category dashboard: scope, creator and status.

EDIT PUBLISHED STRATEGIES

How to get there: Navigate to Dashboard > Categories > Cluster Dashboard > Strategy Overview
Description: It is now possible for users to edit published strategies.

ACTIONS GROUPABLE BY CLASSIFICATIONS

How to get there: Navigate to Dashboard > Actions > Actions Overview, then add or edit an action
Description: Actions are now groupable by selecting self-defined classifications, selected in the new Classification field on actions. Classifications must be defined beforehand under Administration.


EPROCUREMENT


FREETEXT UNITS DISPLAYED IN USER'S LANGUAGE


How to get there: Navigate to Sourcing > eProcurement Pure > Click "Add freetext" in Toolbox
Description: The Freetext Units field now shows units in the user's specified language. English is used as the fallback language if no translation is available.

FILTER FREETEXT SUPPLIER FIELD BY EPROCUREMENT SUPPLIERS LIST

How to get there: Navigate to Sourcing > eProcurement Pure > Click "Add freetext" in Toolbox
Description: It is now possible to filter the suppliers available on the Freetext Supplier field by eProcurement suppliers list.

 These changes will be automatically transferred to your system.

 These functions can be activated by customer configuration.


 These functions can be activated by your PM via change request.


SUPPLIER PORTAL **PORTALS PURE CATEGORY CLUSTER SETTINGS**


How to get there: Implement settings in Administration > Customizing > Portal Pure > Supplier Portal Settings > Tab Categories

Description: Buyers now have the following additional customization options for Portals Pure Tab Categories, which allows them to limit supplier to only seeing and selecting clusters on the portal.

- New category view mode, “Hidden.” When this is selected:
 - Show cluster is automatically selected.
 - Primary assignment is set to cluster.
- Primary cluster assignment level:
 - Define if the primary assignment can be done on all levels or if it can only be done on a defined level.

 These changes will be automatically transferred to your system.

 These functions can be activated by customer configuration.

 These functions can be activated by your PM via change request.