

RELEASE NOTES JULY 2020

GENERAL

TURKISH TRANSLATIONS UPDATED

Description: The Turkish standard translations are now up to date.

CZECH TRANSLATIONS UPDATED

Description: The Czech standard translations are now up to date.



SOURCING

RFQ - RELEASE STATE COLUMN ADDED TO SUPPLIER LIST


How to get there: Navigate to Sourcing > RFQ Pure > open an RFQ and select the Suppliers tab


Description: The Supplier Release State column has been added to the RFQ Supplier list. This column displays the release state of each supplier in the list.


RFQ - AWARDING DECISION COMMENT PLACEHOLDER ADDED FOR THE CUSTOMER REPORT

How to get there: Navigate to Sourcing > RFQ Pure > open an RFQ > open the Quotations tab and download the Customer Report

Description: A placeholder for the Awarding Decision Comment field has been added for use on the customer report. The placeholder name is `awarding_decision`. When used, it adds the Awarding Decision to the Excel customer report.

 These changes will be automatically transferred to your system.

 These functions can be activated by customer configuration.

 These functions can be activated by your PM via change request.



SCM



TOOL MANAGEMENT - IMPORT MULTIPLE RELATED PARTS FOR TOOLS

How to get there: Navigate to Dashboard > Tool Management > click the Go to Tool overview link
Description: Previously, related parts for a tool had to be individually added once the tool was created in Tool Management.

With this release, multiple related parts for a tool can now be imported in the Related Parts section of Tool Management.



POM - SAVE SUPPLIER NUMBER FROM IDOC

How to get there: Navigate to SCM > Orders Pure
Description: Previously, the order supplier number was filled from SRM. With this release, the supplier number can be taken from the iDoc.



VIEW SOM ATTACHMENTS

How to get there: Navigate to SCM > Purchase orders > Order list > open an order > Add Entry Sheets
Description: A new File Attachments column has been added to the Entry Sheets List page containing the name of the file attachment and a link to download and view the attachment.



ASN - GOODS RECEIPT FLAG

How to get there: Navigate to SCM > ASN Pure > Work List Orders
Description: A pop-up called Goods receipt flag now opens when the user clicks the delivery note creation button or the Add Position button on a delivery note. The pop-up contains a checkbox to confirm no more goods receipts will be booked. The user can then click the Create delivery note button on the pop-up to continue with delivery note creation.

When the goods receipt flag is selected, and the delivery note is created, a new notification is sent to the buyer of the orders.

EPROCUREMENT



SET ATTACHMENTS AS EXTERNAL

How to get there: Navigate to Sourcing > eProcurement Pure > open a Requisition
Description: Attachments can now be set as external by selecting the new Available External checkbox for each attachment on the Add a Note/Attachment pop-up on a requisition.

Documents not flagged as external are internal only.



These changes will be automatically transferred to your system.



These functions can be activated by customer configuration.



These functions can be activated by your PM via change request.

FILTER ITEM NAME WITHIN REQUISITIONS

How to get there: Navigate to Sourcing > eProcurement Pure > open Requisitions list
Description: Item Name has been added to the advanced filters in the Requisitions overview list. When selected, it can be used to search for the item names within requisitions.

MULTIPLE LANGUAGES FOR CATALOG UNITS

Description: Catalog units can now be given translations for all available languages. The English translation is used as default when a translation is not available for the user's selected language.

AUTOMATICALLY ASSIGN ITEM CATEGORY BASED ON ECLASS

Description: If there is no item category provided by suppliers, the catalog item category is now automatically assigned based on the first two digits of the eClass.

CHARACTER LIMIT INCREASED FOR INTERNAL NOTE FIELD

How to get there: Navigate to Sourcing > eProcurement Pure > open a requisition
Description: Users can add an internal note for each eProcurement item. Previously, the character limit for this field was 255. The character limit has been increased to 2048.



SRM / RATINGS

LINK RFQS TO ACTIONS

How to get there: Navigate to Dashboard > Actions
Description: With this release, RFQs can now be linked to actions through Actions Pure.

GOOGLE NEWS IMAGE PLACEHOLDER REMOVED

How to get there: Navigate to SRM > Supplier Data Pure
Description: The image placeholders in the Google News box have been removed, as the Google News RSS feed no longer supports images.

ADD/EDIT PLANTS FOR SUPPLIERS IN SRM PURE

How to get there: Navigate to SRM > Supplier Data Pure > Open a supplier to edit > Org. Data tab
Description: It is now possible to add/edit the plants of a supplier in SRM Pure. In the Org. Data tab of the Edit Supplier form, a new section called "Group structure" has been added, where users can add and edit groups.

These changes will be automatically transferred to your system.

These functions can be activated by customer configuration.

These functions can be activated by your PM via change request.

NEW PLANT DATA BOX ADDED

How to get there: Navigate to SRM > Supplier Data Pure
Description: A new box has been added for plant specific data. This box can be customized to display plant data such as buyer group, payment term, and delivery term.

RATINGS PURE PDF EXPORT

How to get there: Navigate to Quality > Ratings Pure > go to Overview > open a released rating > open Suppliers & Progress tab > click on a result > open Results tab
Description: A PDF export of ratings is now available. Click the Export PDF button on the Results tab to export the file.

NEW EXTERNAL PAGE BOX FOR CATEGORY DASHBOARD

How to get there: Navigate to SRM > Category Management
Description: The External Page box is now available for the Category Dashboard. This box allows users to load an external page on the dashboard that includes the category number placeholder.

DISPLAY DOCUMENTS PURE DOCUMENTS ON THE SUPPLIER PORTAL

How to get there: Navigate to the Supplier Portal
Description: The following changes have been made to display documents that are linked to a supplier on the Supplier Portal:

- The Documents box is available on the Supplier Pure dashboard, which displays all documents linked to the supplier.
- The Documents Overview page is available through the Supplier Portal, by clicking on a pop-out link in the Documents box, clicking the Documents Pure entry in the toolbar, or through a link in the Quick Links box. This page displays all documents linked to the supplier.

CATEGORY CLUSTER API SUPPORT

Description: New APIs are available to call information on one specific category/cluster and all clusters. Category/clusters can be called in all supported languages.


ACTIONS PURE API SUPPORT


Description: Actions can now be created, updated, and read through an API.

MESSAGE RESPONSIBILITIES API SUPPORT

Description: Message responsibilities are now supported through an API.

 These changes will be automatically transferred to your system.

 These functions can be activated by customer configuration.

 These functions can be activated by your PM via change request.

LOCAL PURCHASER API SUPPORT

Description: A new API is available for all purchasing organization purchasers for a specific category.

SRM LIST FILTER ADDED TO ADVANCED SEARCH

How to get there: Navigate to Supplier Data Pure > Click SRM Lists in Toolbox > click on any list type > Advanced Filter > Add criteria

Description: The SRM List filter criterion has been added to the SRM advanced search. This allows users to search suppliers that are either in or not in the list.


ADDRESS, CITY, AND HOUSE NUMBER PLACEHOLDERS FOR CUSTOM REPORT


How to get there: Navigate to Ratings Pure > Open a rating


Description: New placeholders for address, city, and house_number have been added for the Ratings Pure custom report.

PERSON IDOC SENT UPON VENDOR UPDATE

Description: With this release, if a supplier is changed by the "P4TVendorSimple" iDoc, the "P4TVendorPerson" iDoc is also sent to SAP.

 These changes will be automatically transferred to your system.

 These functions can be activated by customer configuration.

 These functions can be activated by your PM via change request.