

RELEASE NOTES DECEMBER 2020

GENERAL

SUPPLIER GROUP STRUCTUE ENHANCEMENTS

How to get there: Navigate to Administration > All accounts I manage > Matrix Organization > Group structure

Description: With this release, several enhancements have been made to the group structure tree:

- Associated tree elements (parent and child nodes) are selected automatically when selecting a group structure element.
- The group structure tree is now expandable in read-only mode to make it readable by suppliers in the portal.



SOURCING

RFQ MESSAGE PORTAL

How to get there: Navigate to Sourcing > RFQ Pure > open any RFQ

Description: Previously, the RFQ Message functionality was only available in the old UI and its design could lead to confusion for users.

With this release, the Message function has been improved with a new design and moved to the bottom right corner of the page.




SCM


CONFIRMATION MESSAGE WHEN CREATING DELIVERY NOTES


How to get there: Navigate to Supplier dashboard > Received orders > Work List

Description: Previously, delivery notes were created automatically once a supplier clicked the Create Delivery Note icon, leading to the accidental creation of delivery notes.

With this release, a new confirmation message appears when suppliers click the Create Delivery Note icon, where they must confirm that they want to create a delivery note.

 These changes will be automatically transferred to your system.

 These functions can be activated by customer configuration.

 These functions can be activated by your PM via change request.

SEND FILES TO SAP

Description: Previously, the application could only send files from ASN to SAP. With this release, transportation documents can now also be sent to SAP.



SRM / RATINGS

"ERP CONTRACTS" BOX UPDATED

How to get there: Navigate to SRM > Supplier Data Pure > open a supplier

Description: Previously, the contracts displayed in the ERP Contracts box on the SRM Pure company dashboard included deleted contracts.

With this release, deleted ERP contracts are no longer displayed in the ERP Contracts box.

SUPPORT FOR SWISS FRANC (CHF) CURRENCY ADDED TO SRM PURE

How to get there: Navigate to SRM > Supplier Data Pure, or navigate to SRM > Supplier Data Pure > open a supplier

Description: The Swiss Franc (CHF) is now available as a currency in SRM Pure boxes.

The following boxes can now display data in the CHF currency:


- Contacts Dashboard - Spend by Month, Top Suppliers by Spend, Spend Y2D, Spend Trend
- Supplier Dashboard - Annual Spend, Spend per Month, Spend Y2D, Cost Savings
- Group Dashboard - Spend Y2D, Cost Savings


MANUALLY ARCHIVE PUBLISHED STRATEGIES


How to get there: Navigate to Dashboard > Categories > Cluster Dashboard > Strategy Overview

Description: With this release, it is now possible to archive published strategies.

When enabled, an Archive icon appears in the Menu column for published strategies on the Strategies Overview list. Users with the appropriate rights can click the Archive icon for a published strategy to archive it.

 These changes will be automatically transferred to your system.

 These functions can be activated by customer configuration.

 These functions can be activated by your PM via change request.

SEARCH BY "ARCHIVED" STATUS ON CPO OVERVIEW

How to get there: Navigate to Dashboard > Categories > Click "Go to CPO Overview" link on CPO Overview box

Description: It is now possible to display archived strategies in the CPO Overview by searching for them.

The "Archived" status has been added as a selectable criterion to the "Status" filter in the CPO Overview, which can be used to search for and display archived strategies.

SHOW NAME OF LOCATION ON BIDDERLIST BOX

How to get there: Navigate to SRM > Supplier Data Pure > open a supplier

Description: The Bidderlist box on the supplier company dashboard now has the option to show the location name of the purchasing organization, in addition to the number.

NEW BOXES FOR GROUP DETAILS DASHBOARD

How to get there: Navigate to SRM > Supplier Data Pure

Description: The "Table Designer Graphics" and "Tickets" boxes are now available on the Group Details dashboard.


The "Table Designer Graphics" box shows values of a table designer table as a graphic. The "Tickets" box shows a list of tickets associated with the supplier.


"CERTIFICATE EXPIRED: REMINDER" NOTIFICATION UPDATED

Description: Previously, all users of a supplier were sent the "Certificate Expired: Reminder" notification.

With this release, it is now possible to have this reminder sent to only certain users of the supplier.

 These changes will be automatically transferred to your system.

 These functions can be activated by customer configuration.

 These functions can be activated by your PM via change request.