

RELEASE NOTES JULY 2021

GENERAL

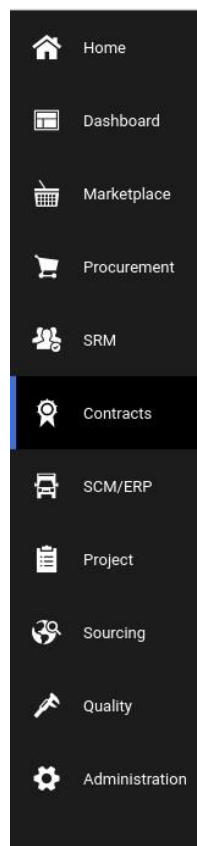
INSENSITIVE LANGUAGE REPLACED


Description: To fulfill the requirements of our insensitive language program, throughout the application, words that may be perceived as insensitive have been replaced with less offensive alternatives. For example, "master" is now "primary" or "main," "blacklist" is now "blocked list," and "whitelist" is now "savelist."


NEW CONTRACTS OPTION IN MAIN NAVIGATION BAR


How to get there: Navigate to Contracts.

Description: The Contracts menu item has been moved out of SRM and made into a separate option in the navigation bar. This change was made to ensure a consistent user experience across JAGGAER products.



 These changes will be automatically transferred to your system.

 These functions can be activated by customer configuration.

 These functions can be activated by your PM via change request.

CUSTOMIZING TRANSFER MESSAGE CHANGED


Description: The message users see when logging in after Customizing Settings have been transferred to their user account has been changed to make it clearer what occurred to trigger the message.





Customizing Transfer Received

User {username} transferred the Customizing Settings to your user.

Proceed

 These changes will be automatically transferred to your system.

 These functions can be activated by customer configuration.

 These functions can be activated by your PM via change request.



SOURCING



UPDATE OF PRICES AND PRICE DIFFERENCES IN QUOTATION REPORT

How to get there: Navigate to Sourcing > RFQ Pure > open an RFQ with a Quotation > open Quotations tab > select to filter by Total Price or Price/Unit > create Quotation Report

Description:

Two fixes address issues with how prices and price differences are displayed on the Comparison tab of an RFQ Quotation Report:

- The Historical Price in the Quotation Report was shown as price/unit, but the Price was displayed as a total price. This could be confusing for customers, who might expect the two prices to reflect similar values that can easily be compared. The Historical Price and Price have been updated to reflect the value of the Price filter on the Quotations tab of the RFQ when the Quotation Report is generated: Price/Unit or Total Price.
- Because of the way that Relative and Absolute Price Differences were calculated, these values in the Quotation Report were sometimes different than those given on the Quotation tab of the RFQ in the application. The calculation for relative and absolute price differences has been updated for both Target Price and Historical Price to ensure that the displayed price differences are the same in both the Quotation tab and the Quotation Report.



LIMITATION OF SUPPLIER INVITATION TO RFQ

How to get there: Navigate to:

- Administration > Customizing > Module Settings > RFQ > RFQ supplier > "Do not allow inviting supplier when RFQ is running"
- Administration > Customizing > Sourcing > Supplier Invite Restrictions > "Inviting additional suppliers when status of the RFQ is Running"

Description:

It may be necessary to prevent users from inviting additional suppliers to an RFQ after the RFQ has started. Two new settings have been added to accommodate this requirement: a new module setting and a new setting to the supplier invite restrictions. These new settings allow customers to prevent suppliers from being invited to an RFQ after the RFQ has entered running status.

Note: If one of these settings is configured to prevent users from inviting suppliers when an RFQ is running, the other setting is automatically configured to prevent the invitation of suppliers as well.

Note: The "Inviting additional suppliers when status of the RFQ is Running" setting is only available if enabled for customers.



These changes will be automatically transferred to your system.



These functions can be activated by customer configuration.



These functions can be activated by your PM via change request.

DEFAULT DEADLINE FOR RFQS CREATED VIA IDOC

How to get there: Navigate to Administration > Customizing > Module Settings > RFQ > Data transfer > "Use RFQ architect deadline when RFQ is created via P4TRFQ IDoc"

Description: The deadline in the IDoc was previously being used as the default deadline even when another deadline was defined in the RFQ Architect. A new module setting—"Use RFQ architect deadline when RFQ is created via P4TRFQ IDoc"—allows users to override the IDoc deadline with the deadline set in RFQ Architect.

NEW STATUS FOR CANCELED RFQS IN SUPPLIER PORTAL

How to get there: Navigate to Supplier Portal > >Requests > RFQ Pure > RFQ Overview

Description: A new RFQ status of "Canceled" has been added to the Supplier Portal. Now, when a customer cancels an RFQ, the RFQ displays as "Canceled" in the Supplier Portal, allowing suppliers to easily determine which RFQs have been canceled from the RFQ Overview.

RFQ Pure

Showing results 1 - 9 of 9 Display 10 ▾

RFQ ... ▾	NAME	IT...	RESPONSIBLE P...	DEADLINE	QUOTE STATUS
3208	Multipos Test	2	Miller John	07/02/2021 11:0...	● In Progress
3201	Price reduction t...	2	Miller John	● 06/25/2021 1...	● Canceled
3200	Price reduction t...	2	Miller John	● 06/25/2021 1...	● Quoted

PREQ NUMBERS ARE COPIED TO NEW RFQ VERSION

Description: Previously, when a new version of an RFQ was created, the PREQ numbers were not copied to the new version. To allow customers to use PREQ updates for new versions of RFQs, the PREQ number is now automatically copied into the new RFQ version.

CBD VALUES AS DEFAULT FOR MULTI-INFORECORD CREATION

How to get there: Navigate to Sourcing > RFQ Pure > open an RFQ with a quotation > Quotation tab > Create inforecord > Inforecord Data step

Description: For certain fields in the multi-infocord wizard, the default value was the central material record. However, it is preferable to use the CBD data because it is more accurate than the central material record data.

Now, if no other value is set and "CBD Field value" is an available option, "CBD Field value" is automatically used as the default for the multi-infocord.

These changes will be automatically transferred to your system.

These functions can be activated by customer configuration.

These functions can be activated by your PM via change request.



SCM

SERIAL NUMBER FIELD FIXED AND NEW SETTING ADDED

How to get there: Navigate to SCM > ASN > Open Delivery Note > Items > Edit > Change open quantity

Description: New functionality can be used to limit the serial number to a maximum of 18 characters. When "Limit serial numbers" is set to true and multiple serial numbers are added, each serial number can have up to 18 characters. Once 18 characters have been entered, the system will prevent the user from typing any further until a comma is entered.

The screenshot shows the 'Change open quantity' dialog box. The background is the 'Edit Delivery Note' screen with the 'Items' tab selected. The dialog box has the following fields:

- Used quantity: 1,00
- Batch: (empty)
- Production date: (calendar icon)
- Best Before Date: (calendar icon)
- Serial Number*: (large text area)

Buttons: Save, Close

These changes will be automatically transferred to your system.

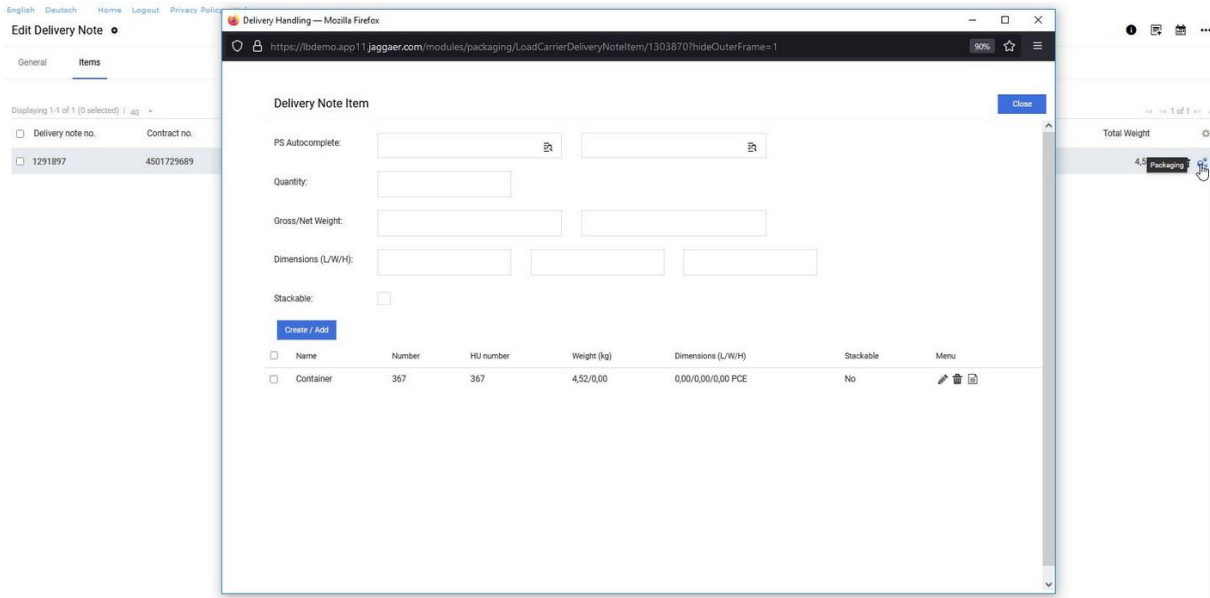
These functions can be activated by customer configuration.

These functions can be activated by your PM via change request.

KANBAN MATERIALS

How to get there: Navigate to SCM > ASN > Open delivery note

Description: The new "Kanban Material" module setting allows orders to be classified as Kanban materials so that container-relevant data can be used. A new packaging slip has been implemented for Kanban materials. Diverse packaging options are available, and the packaging is added automatically.



These changes will be automatically transferred to your system.

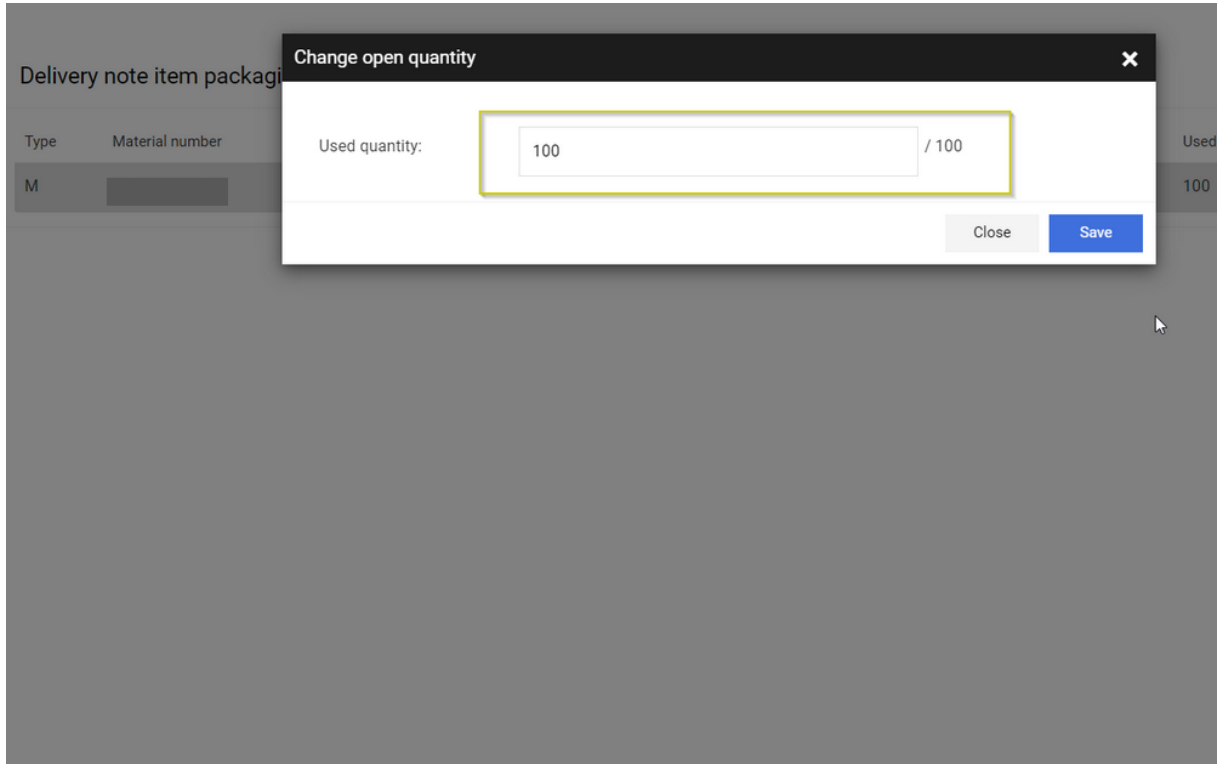
These functions can be activated by customer configuration.


These functions can be activated by your PM via change request.


MULTIPLE PACKAGING RESTRICTION SETTING


How to get there: Navigate to SCM > ASN > Open delivery note

Description: The new "Multiple Packaging Restriction" setting prevents users from choosing the carrier in the pickup or advising the transport in an open transport until the open quantity equals 0.



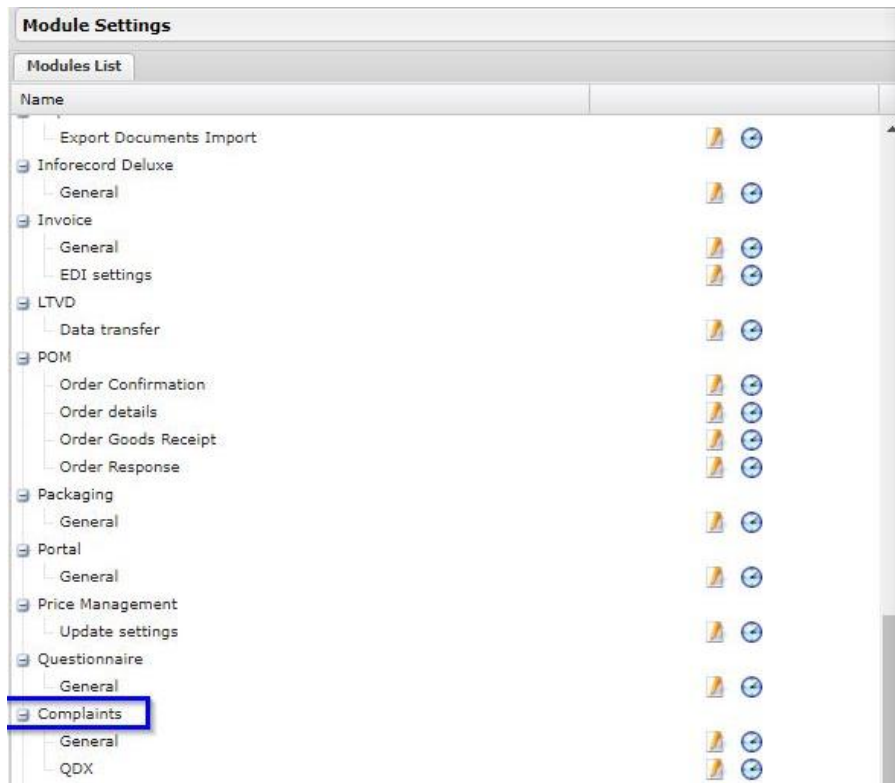
 These changes will be automatically transferred to your system.

 These functions can be activated by customer configuration.

 These functions can be activated by your PM via change request.

COMPLAINTS MODULE UPDATED

Description: A correction has been made to the English translation of the application. The word "reclamation(s)" has been replaced with the word "complaint(s)." This fix has been applied wherever "reclamation" appeared in the application.



These changes will be automatically transferred to your system.

These functions can be activated by customer configuration.

These functions can be activated by your PM via change request.



SRM / RATINGS

RATINGS PURE: NEW CRITERIA

- How to get there:** Navigate to Quality > Ratings Pure > Ratings Dashboard
- Description:** A new criteria "Cluster" allows participants to be rated for different clusters within the same cycle. This new criteria impacts the following settings:
- **Open a rating > General Information > Criterion Structure** – A new checkbox "Cluster" has been added. This checkbox functions similarly to other checkboxes in this section. If checked, a multifunction autocomplete search field appears under the checkbox. You can search for and select clusters, which are then displayed below the search field. Only selected values will be available when the cycle is started. If no values are selected, all existing clusters will be available.
 - **Open a rating > Structure > SCAR Score > SCAR Count > Connector Conditions** – A new value has been added to the Placeholder field — "criterion_cluster." This value limits the calculation of the connector results to the clusters defined in the Cluster field in the Criterion Structure section of the General Information tab. Users can also select one of the defined clusters in the Value field. Note that it is possible to use only one of these options. If the "criterion_cluster" placeholder is selected, you cannot select a value in the Value field.
 - **Ratings Dashboard > Participants and Rated Suppliers boxes** – A new value "Cluster" has been added to the Criteria field for both the Participants and Rated Suppliers boxes. If selected, all existing clusters will be available for selection using the Criteria mult-select search box.

NOTIFICATOR GROUP NAMES CHANGED

- How to get there:** Navigate to:
- Administration > Customizing > Notificator
 - Administration > Tools > Notificator Monitoring > All
 - Administration > Workflow Engine
- Description:** The notificator groups for RFI and Ratings Pure were named "Questionnaire" for RFI and "Questionnaire" for Ratings Pure. The similarity between these two names could be confusing for customers.
- With this release, the names of the notificator groups have been changed to reflect the module names: "RFI" and "Ratings Pure."
- You will see these changes reflected in fields on the following pages:
- Notificator Templates
 - Notificator Monitoring
 - Workflow Engine


These changes will be automatically transferred to your system.


These functions can be activated by customer configuration.


These functions can be activated by your PM via change request.

NEW ACCOUNTING AREA DATA AVAILABLE

- Description: The following accounting area data provided by the supplier is now maintained by JAGGAER and can be sent to SAP:
- "Certificate Number of the Withholding Tax Exemption (QSZNR)"
 - "Validity Date for Withholding Tax Exemption Certificate (QSZDT)"
 - "Withholding Tax Code (QSSKZ)"

 These changes will be automatically transferred to your system.

 These functions can be activated by customer configuration.

 These functions can be activated by your PM via change request.